


Information for the Transportation Bonding Subcommittee

**Mid-term Budget Adjustments
Connecticut Department of Transportation
March 28, 2024**



Proposed Midterm Adjustments to SFY2025 Bond Authorizations

- \$100 million Additional in “Fix it First Bridge” program funding to support the bridge paint program – due to 2023 bridge paint failure
- \$1.5 million Additional in “Environmental Compliance” program funding to support TS4 (Transportation Separate Storm Sewer Systems)




Bridge Paint Program

- Widespread paint failure on steel bridges occurred in February 2023
- Rapid temperature changes affected lead-based paint
- CTDOT cleaned up paint chips, loose paint and applied protective coating to exposed steel
- 220 bridges identified for recoating program
- Excludes bridges that are being rehabilitated
- New coating is a metallizing process

Bridge Paint Program (*continued*)

- Mid-term Budget includes \$100 million for first phase
- Initial project includes 16 high priority bridges
- Bridges in Cromwell, East Hartford, Farmington, Hartford, New Britain, Plainville, West Hartford
- Estimated to take 8 years to address all 220 bridges



Transportation Separate Storm Sewer Systems (TS4)



- Mid-term adjustment of \$1.5 million to address the following:
 - TS4 follows a Consent Order, under U.S. EPA oversight, work must be completed by 2031
 - CTDOT has undertaken cleaning storm water catch basins, and are looking to expand the program with contractor resources
 - Approximately 120,000 catch basins requiring service
 - Estimated cost for SFY2025 is \$1.5 million



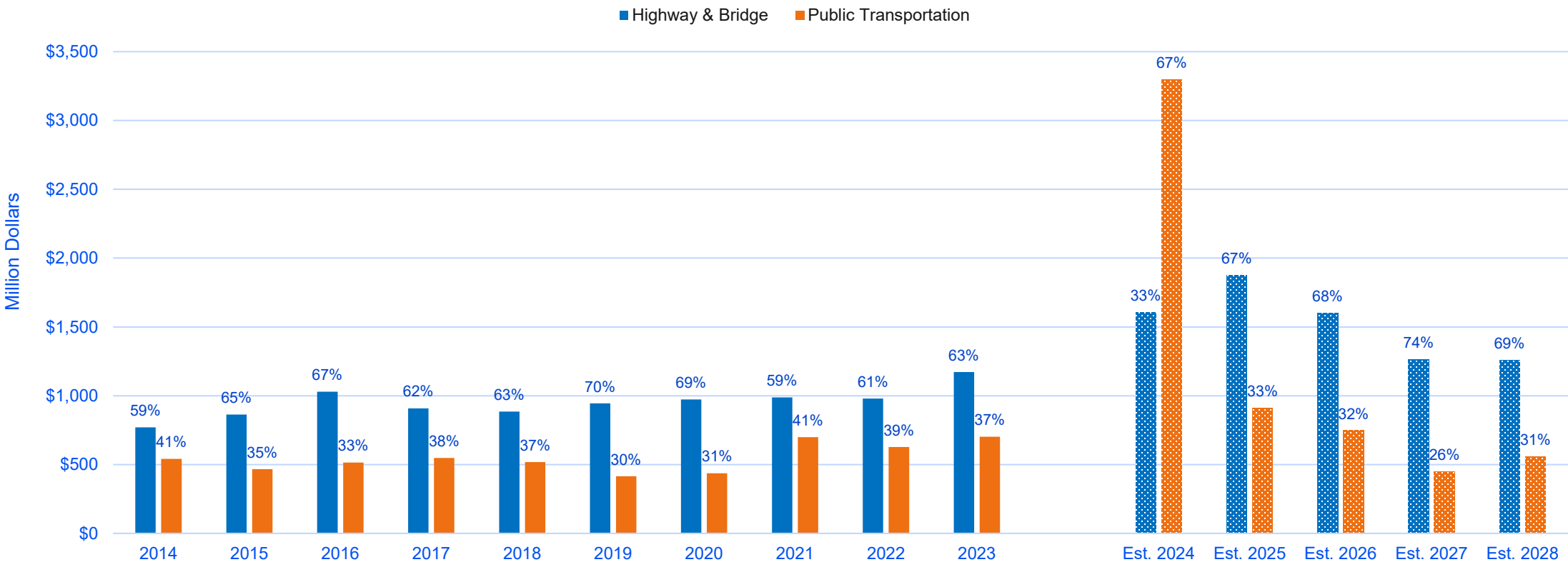
CTDOT Expenditures and Projects



I-95 East Lyme

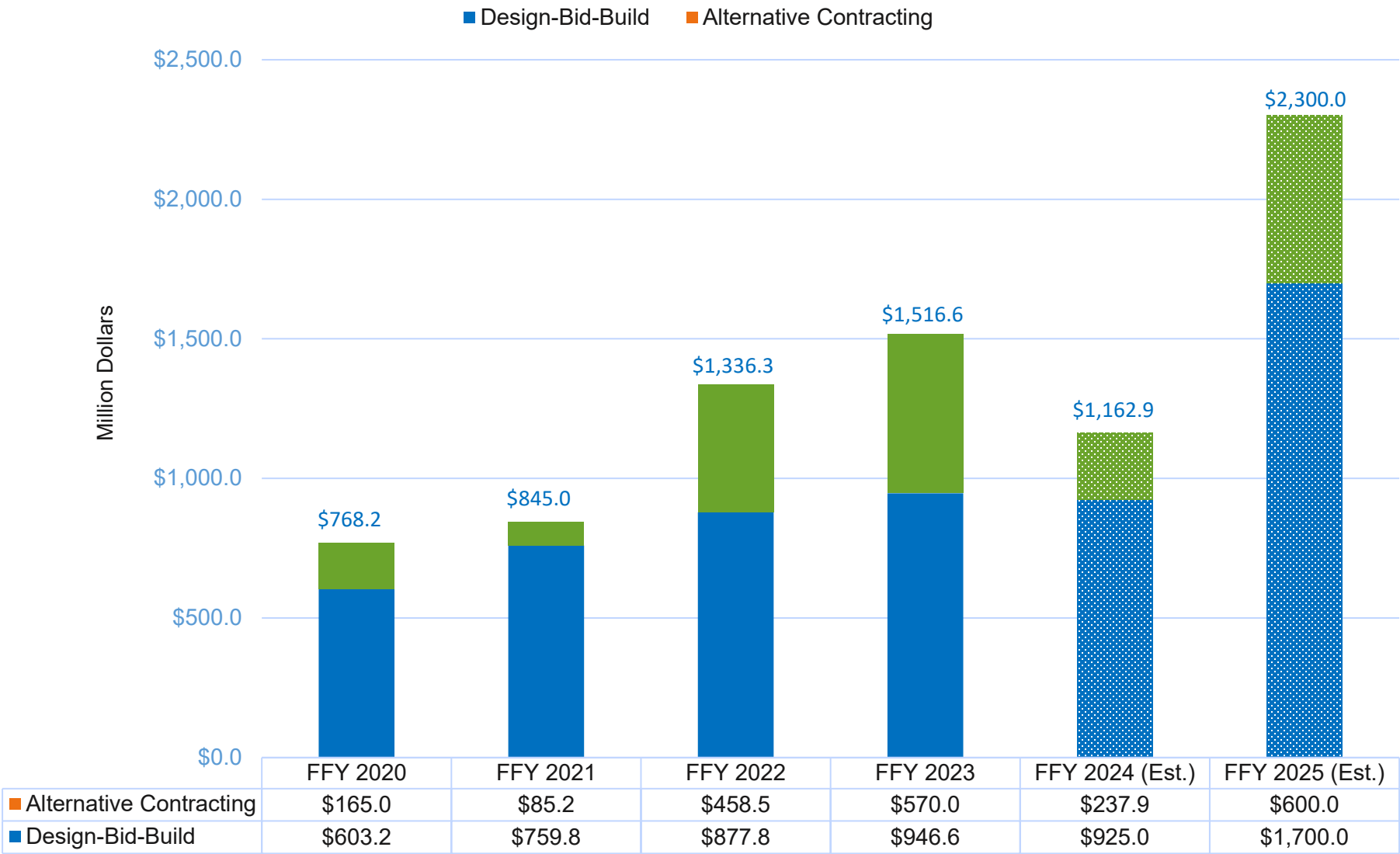
Expenditures (2014-2023) & Capital Plan (2024-2028) by Mode

Note: Federal Funding in 2024 includes \$1.168 billion of NEC funds awarded by FRA



	2014 – 2023 Expenditures (million dollars)										2024 – 2028 Capital Plan (million dollars)				
	2014	2015	2016	2017	2018	2019	2020	2021	2022	2023	Est. 2024	Est. 2025	Est. 2026	Est. 2027	Est. 2028
Highway & Bridge	\$770	\$864	\$1,030	\$909	\$886	\$945	\$973	\$988	\$979	\$1,172	\$1,604	\$1,877	\$1,603	\$1,265	\$1,257
Public Transportation	\$541	\$466	\$515	\$548	\$518	\$414	\$437	\$699	\$628	\$703	\$3,296	\$911	\$747	\$450	\$560
Total Funds	\$1,311	\$1,330	\$1,545	\$1,457	\$1,404	\$1,359	\$1,410	\$1,687	\$1,608	\$1,875	\$4,900	\$2,788	\$2,350	\$1,715	\$1,818
Highway & Bridge % of Total Funding	59%	65%	67%	62%	63%	70%	69%	59%	61%	63%	33%	67%	68%	74%	69%
Public Transportation % of Total Funding	41%	35%	33%	38%	37%	30%	31%	41%	39%	37%	67%	33%	32%	26%	31%

CTDOT Advertised Projects (Federal Fiscal Year)



Three-year averages:

2020 - 2022: \$983.1

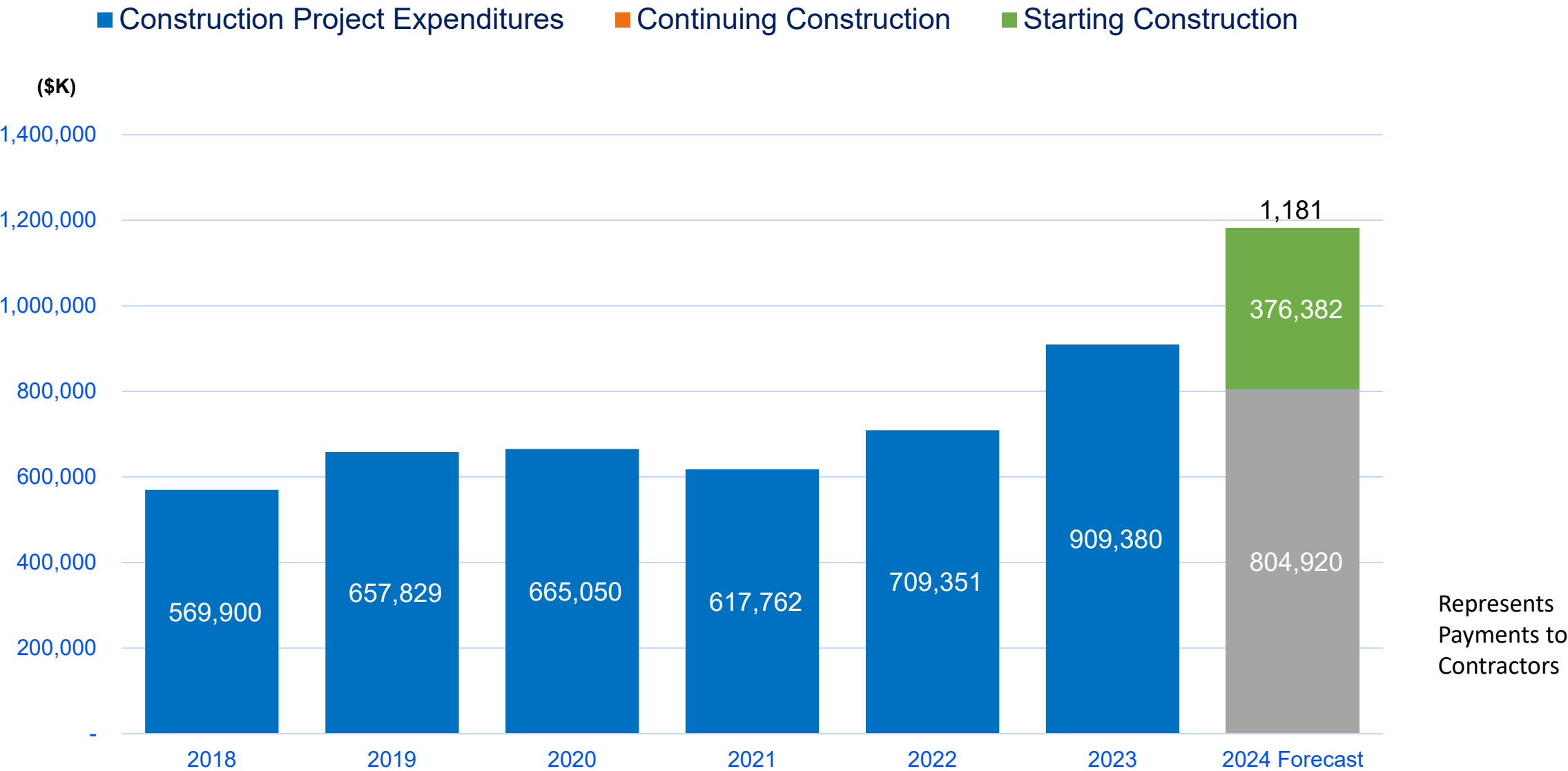
2021 - 2023: \$1,232.6

2022 - 2024: \$1,338.6

2023 - 2025: \$1,659.8

Note: FFY 2020 – 2023 values represent actual figures. FFY 2024 and 2025 values are estimated.

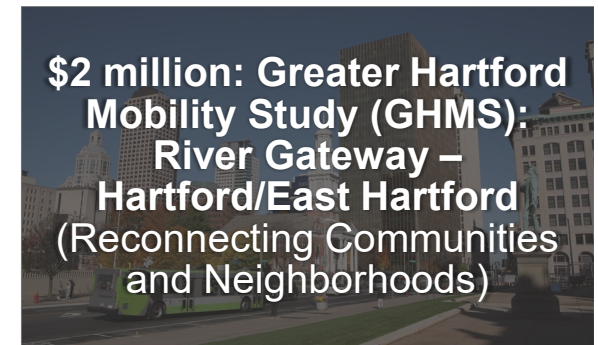
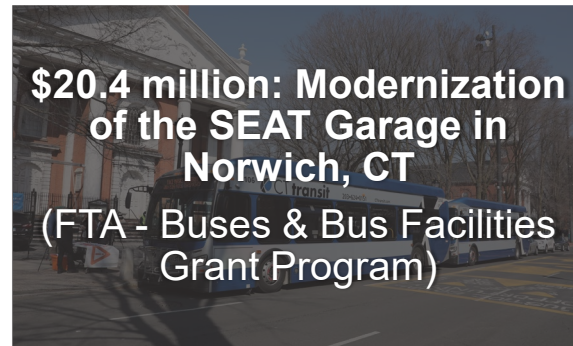
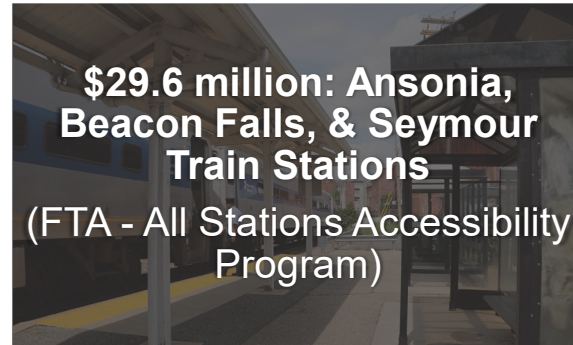
Construction Project Expenditures (Calendar Year)





Discretionary Grants

Discretionary Federal Grants Under IIJA



Just some of the federal grants received by CTDOT from 2022 – today.

Total of \$1.498 billion received by CTDOT so far

Discretionary Federal Grants

FY22-23 FRA FEDERAL-STATE PARTNERSHIP FOR INTERCITY PASSENGER RAIL GRANT PROGRAM

Amtrak Managed Projects

- \$826.65 million: Connecticut River Bridge Replacement
- \$4 million: New Haven to Providence Capacity Planning Study



Discretionary Federal Grants *(continued)*



CTDOT Managed Projects

- \$465 million: Walk Bridge Replacement
- \$245.92 million: Devon Bridge Replacement
- \$122.8 million: New Haven Line Power Improvement Program
- \$119.32 million: Devon Bridge Interim Repairs
- \$104.87 million: Hartford Line Rail Program Double Track (Phase 3B)
- \$71.65 million: New Haven Line Track Improvement and Mobility Enhancement (TIME) Part 1 and 3
- \$23.2 million: Saugatuck River Bridge Replacement
- \$15.4 million: New Haven Line Network Infrastructure Upgrade

Total Award: ~\$2 billion



Local Programs

CTDOT in Kent for CCGP Ribbon Cutting

Administration of Local Programs

- CTDOT administers multiple 100% state funded programs for locals:
- Community Connectivity Grant Program (CCGP)
- Local Transportation Capital Improvement Program (LOTCIP)
- State Local Bridge Program (SLBP)
- Transportation Rural Improvement Program (TRIP)
- And many more!

These programs supplement federally funded programs, and help avoid complicated federal eligibility and regulatory requirements

Administration of Local Programs *(continued)*

Program:	Authorized - through SFY24 (millions)	Allocated (millions)	Unallocated (millions)	Allotted (millions)	Unallotted (millions)
Community Connectivity Grant Program (CCGP)	69.8	54.8	15.0	52.7	2.1
Local Transportation Capital Improvement Program (LOTICIP)	703.5	561.8	141.7	561.8	-
State Local Bridge Program (SLBP)	159.0	120.3	38.7	83.8	36.5
Transportation Rural Improvement Program (TRIP)	10.0	10.0	-	10.0	-
Total:	942.3	746.9	195.4	708.3	38.6



Thank you!

Conservation Area, Route 8 Trumbull